

PRORIL

60 Hz

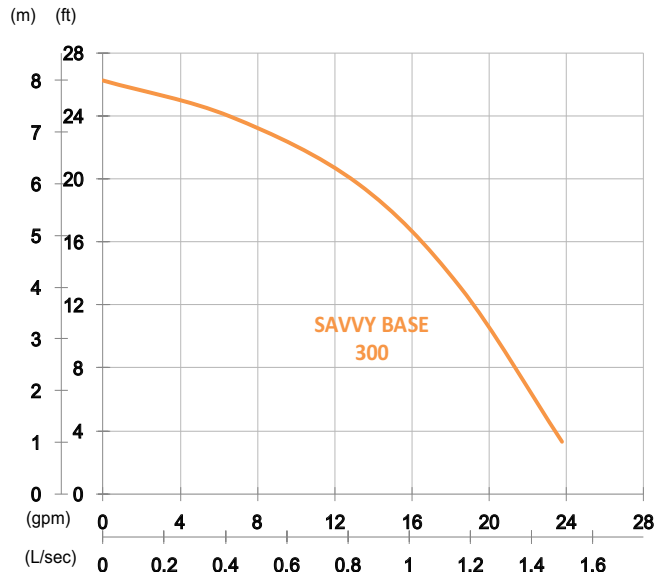
Designed for light weight, excellent performance, low energy consumption, and easy maintenance, PRORIL residue pumps can pump down to a low water level at 1/16" (2mm), which is ideal for pumping flat surface such as basements, parking garages, pools, spas and etc.

Handy and Residue Pump

SAVVY BASE 300

Residue Pump



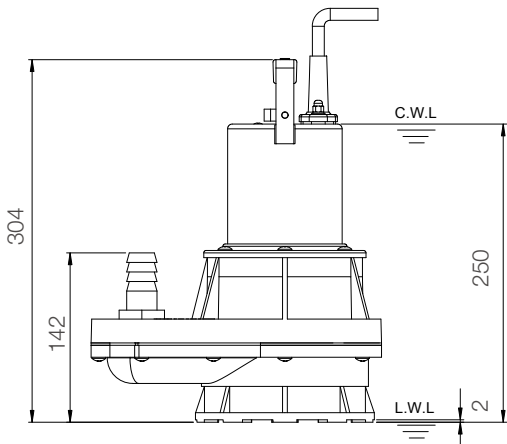
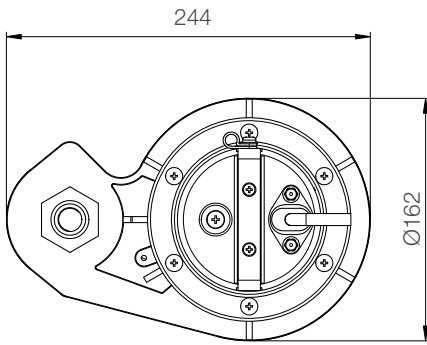


Shaft Speed : 3450 rpm

Outlet : 25mm, 1in

OUTPUT	HEAD	FLOW
0.25 kW	Rated : 6m, 20ft	Rated : 0.8 L/s, 13 gpm
0.33 HP	Max : 8m, 26ft	Max : 1.5 L/s, 24 gpm

Solid Passage : 2mm, 0.1in



unit : mm

Weight : 4kg / 9 lbs

Pump Type		Electric Submersible Pumps
		1-Phase
Motor	Type	Induction Motor
	Poles	2 Pole
	Insulation	Class F
	Protector	Miniature Thermal Protector
	Starter	Capacitor-Run
Lubricant		Food Grade (ISO VG115)
Impeller Type		Vortex
Shaft Seal		Single Mechanical Seal
		Ceramic / Carbon
Bearings		C3 Shielded ball bearings
Cable		PVC (OSA Certified) / H05RN-F
		3m (10ft) or longer upon request.
Materials	Pump Casing	Synthetic Polymers
	Impeller	Synthetic Polymers
	Motor Frame	Stainless Steel
	Motor Shaft	Stainless Steel
Bottom Plate		Synthetic Polymers
Max. Liquid Temperature		40°C (104°F)
Max. Submersion Depth		10m (33ft)
pH Range		pH 5 - pH 8